



## This Issue *Venturing Out Edition #5*

- WQ Officer & Chairman Reports
- Virtual Quilt Shows, Lectures, & Classes
- WQ Renewal Time
- Call for Entries
- Neighborly Guild Calendar



## Westside Quilters Quarterly Meeting

**Julia Graves**

**“Make It Your Own - Design Guidelines for Quilters”.**

**Saturday, August 12, 2023**

Zoom link will be sent to all members



## Upcoming Workshops & More



- **“Embellishment on Quilts for a Unique Finish”** Saturday, **July 15, 2023**, 10AM - 1PM in-person class.
- **August 12<sup>th</sup>** “Make It Your Own – Design Guidelines for Quilters” guest speaker Julia Graves at the **WQ Quarterly Meeting**. Who hasn’t loved a pattern, but wanted to make it in different colors or a different size? Or had ideas for quilts but didn’t know where to start? Julia presents foundational design principles in easy-to-understand concepts to help guide your choices. While the examples feature traditional quilts, there’s plenty here for the art quilter as well. Good design is good design no matter where it’s applied!
- **August 19<sup>th</sup>** workshop with **Julia Graves** “Amazing Abstracts” see page 4
- Its renewal time.....
- Most meetings and most classes will continue on Zoom until the end of 2023.



## National Thread The Needle Day July 25<sup>th</sup>

*“National Day” pictures are actual quilts.*



## ***PRESIDENT'S MESSAGE***

### A Colorful World

Color - it's the thing quilters love, but many of us also feel that we don't really know how to use well. Should we make a quilt with just a few colors or just two or go wild? Is there a color you always seem to use (mine is blue) or one that rarely shows up in your quilts (orange for me)? Is it better to use fabric from a single collection so they work well together or find a focus fabric and use it for color inspiration? Or just look in your stash for ideas? All are good ways to start - just keep looking at and playing with the fabric, keep an open mind and see what looks good together. There are many books about quilts and color; one that is recommended by many quilters and I like is Color Play by Joen Wolfrom.



Last year I watched a Quiltfolk workshop about the quilts of Wales and recently finished the top demonstrated during the workshop. Recently there has been research connecting quilts from Wales with Amish quilts. It seems that the Amish might have been influenced by neighbors who immigrated from Wales. Amish quilts are more contained and not as scrappy, but there is a definite resemblance. A book about this connection is Making Welsh Quilts: the Textile Tradition that Inspired the Amish? by Mary Jenkins and Clare Claridge. I've included a photo of my quilt top where I used color in a fun way to illustrate the idea.

A new book just published is by the master of color, Kaffe Fassett. Kaffe Fassett's Timeless Themes is a collection of 23 of his past quilts redone in new fabrics and colors. An inspiration to browse through.

Terrie Dorio  
President



## **Westside Quilters Renewal Time..... ..... Yes, yes sign me up!!!**



Don't forget! Renewals for the 2023/2024 membership year are due by Saturday, August 12.

Renew your membership as soon as possible to keep taking advantage of our members-only perks, including special rates for workshops, opportunities to learn new skills, and guest speaker presentations.

Membership forms are available on the Westside Quilters website. Annual dues are \$50, payable by check, cash, credit card, PayPal, or Zelle.

Questions? Email [membership@WestsideQuiltersLosAngeles.org](mailto:membership@WestsideQuiltersLosAngeles.org)

Erika Bradbury, Membership Chair



## *Embellishment on Quilts for a Unique Finish*

**July 15, 2023**

**10AM -1PM**

Sewing Arts Center  
2306 Corinth Avenue, LA, CA 90064

Cost is \$30 for members, \$40 for non-members

Instructor: **Susanne Cole**

Sewing Arts Center Manager and Westside Quilters Member

Come and explore the many ways you can add texture and create interest to your quilts and sewing projects! Master quilter Susanne Cole will show us several ways to embellish your quilt tops (before adding batting and backing) and small quilts with embroidery stitches and beading. She will also give us ideas for embellishing quilt bindings and more.



### Supply list:

- Small quilt top or fabric you want to embellish with larger piece of batting and backing (Could use orphan blocks or “cheater” quilt fabric)
- Small scissors
- Marking tool (such as Frixion pen, water soluble pen or pencil)
- Embroidery needles in a variety of sizes with needle threader, if needed
- Embroidery thread in different weights, colors and content (such as embroidery floss, Perle cotton, sashiko thread)
- Any other items you want to add, such as buttons and beads (Susanne will also provide beads)

Contact [programs@westsidequilterslosangeles.org](mailto:programs@westsidequilterslosangeles.org) to register. Spaces are limited.



<p><u>National Hot Dog Day</u> July 19<sup>th</sup></p>		<p><u>National Hot Fudge Sundae Day</u> July 25<sup>th</sup></p>	<p><u>Cow Appreciation Day July 11<sup>th</sup></u></p> 
---	---	--	---





## Amazing Abstracts

### Julia Graves

[www.soquilts.com](http://www.soquilts.com)

**August 19, 2023**

9:30am – 3:30pm

A Zoom link will be sent to all who register for the class

Cost is \$70 for members, \$80 for non-members

Registration opens July 1

**Class Description:** Create an abstract quilt that has amazing movement and drama, using the techniques pioneered by Ursula Kern. Go from inspiration to a simple sketch, then have fun “coloring” your sketch with bits of fabric to create a mock-up of your design – see before you sew! The design is gridded and blocks are foundation pieced using an easy sew and flip method with room for creativity and improvisation. Lots of discussion of design principles and how to use color and value to create the drama and desired effects.

*Note: 1-day classes will use a basic angled shape as a starting point to design.*

### **Bio – Julia Graves**

Julia Graves started her quilting business, Special Occasion Quilts LLC, in 2007 and teaches, lectures, designs patterns, makes commission quilts, longarms for others and sells & services APQS longarm machines. She won Best Longarm Machine Workmanship Wall Quilt Category at the 2016 Mid-Atlantic Quilt Festival, has had quilts published in books by Gloria Loughman, Katie Pasquini-Masupust and MJ Kinman, was an Artist in Residence at Empty Spools in 2019, taught at Empty Spools Seminars in 2022 and will be teaching at Hudson River Valley Art Workshops in 2022 and Empty Spools in 2023.

Julia has been sewing since she was ten and always loved fabric, needle arts and the entire creative process. She did her apprenticeship as a quilter by making a quilt for each of her nieces and nephews (and thinks she should have counted them before making this promise – there were 32!). She has since made more quilts than she can count, many for charity, and is partial to scrap quilts and working with color to achieve amazing results. Julia lives in Leesburg Virginia.



### **Supply List:**

- Pencil, eraser, fine tip Sharpie
- Scissors for paper and fabric
- Paper to write on and draw on (with lines and without – just a few pieces)
- Sturdy paper to glue on (large index cards – 4x6 or 5x7 or card stock – just a few pieces)
- Double-sided tape or glue-stick to use with the sturdy paper to create your mock-up. Tape is preferred as glue stick sometimes dries before design is finished. An easier but more expensive option is Gafix doubletack mounting film, available from dickblick.com.
- Long thin ruler for drawing lines with Sharpie
- Square rotary cutter ruler – 6 ½” square or larger; 8” square or larger gives more flexibility for block sizes
- Rotary cutter with new blade, mat
- Pictures for inspiration – color schemes, design ideas, etc.
- Clear plastic - at least one piece, such as plastic document protector sleeves (8 ½” x 11”), template plastic or large clear Ziploc bags (you will draw a grid over your design onto this clear plastic)
- Sewing machine and supplies (machine, power cord, foot pedal, needles, feet, bobbins, neutral thread (gray or beige), extension cord)
- Freezer paper or parchment paper, at least 12” by 12” (optional - to cover any sticky spots on your mockup)
- Tweezers (optional – for placing small bits of fabric on design)
- Portable light (optional)
- Portable pressing surface and iron (optional and if the room can handle multiple irons)
- Color wheel (optional; instructor has these for sale – see website, <https://soquilts.square.site/> )

### **Fabric Supplies:**

- ½ yard (1 day class) or 1 yard (2+ day classes) foundation fabric (muslin, or white/cream fabric without pattern, as sometimes the foundation shadows through light colored fabric). This is enough for a small wall hanging.
- Fabrics in at least 2-3 colors for your chosen color scheme in a full range of value (light, medium and dark) and intensity (pure/clear colors and muted/grayed/toned colors), plus lots of neutrals (white, cream, beige, brown, gray, black & white, and black). Variety is better than yardage. Long narrow scraps work well (1-3” wide and 6”-12” long, but don’t trim if you have larger pieces). Think mostly tone-on-tone blenders vs multiple colored fabrics, though fabrics that have just the colors of your color scheme can also work well.
- Extra fabrics – if you have room, throw in small pieces of fabric in a wide variety of values and colors so you have more choices
- Avant-garde fabrics – the foundation piecing method lends itself to using fabrics that are not traditional quilting cotton, such as silks, drapery fabric, polyesters, etc. So – if you want to be adventurous, have at it! A woven fabric is easier to sew with than non-woven, such as knits. Use a ½” seam allowances vs the traditional ¼”.
- If using an inspiration photo, look closely at all the colors in the photo and bring fabrics in all the colors. The color effect of a photo is often driven by the colors that hide in the background as much as by the bright colors that pop.

National  
Moon Day  
July 20<sup>th</sup>



National Hawaii  
Day July 5<sup>th</sup>



World Chocolate  
Day  
July 7<sup>th</sup>





## Leadership.....

Have you joined the Slow Stitching Movement?

Years ago, Mark Lipinski jump started the slow stitching movement. He advised us to enjoy the process. Westside Quilters is offering a class in embellishing your quilt, wall hanging or just a block in July. The information is on the website: [www.westsidequilterslosangeles.org](http://www.westsidequilterslosangeles.org) under calendar. I hope to see you there. Wales quilt inspired quilt in honor of the Queen's passing in September.

Last month I joined a couple of ladies in Oxnard at a friend's beach house on Hollywood Beach to finish hand quilting one of the ladies Grandmother's hand pieced queen size quilt top. Her Granny used a Sears sheet on the back, and a flannel blanket for the batting. My friend had been given the quilt decades ago. Yes, she had worked on it occasionally, but really felt the need to get it done. "I'm not getting any younger". We spent four days hand quilting using my portable wooden frame and almost got it done! What a labor of love! The time was spent laughing and zooming on Friday with our usual group that has been meeting for the last three years on Zoom. The quilters live all up and down the California coast from Oceanside to Los Osos. Zoom has really enhanced our lives and increased my circle of friends.

Part of the retreat included meals out and stops at local quilt shops. Roxanne's, A Wish And A Dream in Carpinteria (919 Maple Ave. Carpinteria, CA 93013) was our initial meeting. Even though, she is trying to sell the shop, there was plenty of new fabric, yarns and novelty items. A visit is easy to do as a day trip from LA. She carries the full line of Kaffe Fassett!

Next was a shop in Ventura, Fabric Town USA (2686 E. Main Street, Ventura, CA 90303, 805-643-3434). The shop is big with aisles of fabric from a big variety of designers and different types of fabric. Lots of



cottons suitable for quilting. Free parking in the back.

That's all the time we had for shopping; we had a quilt to quilt. The weather was cloudy, so we weren't enticed to walk on the beach for long.

App recommendation for finding shops is NeedleTravel. The most complete listing of fiber and fabric shops in the United States. It really works! I have used it multiple times in multiple states and find it very reliable and accurate.

Have a happy time traveling and stitching.



Happy Stitching!  
Pat Karasick  
Vice President



Gina Maslow	July 8
Barbara Weigold	July 11
Rhoda Novak	July 23
Susanne Cole	July 26
Judith McCormack	July 27
Sandra Abramowitz	July 28
Marianne Simpson	July 29

National Drive-thru Day  
July 24<sup>th</sup>



## Treasurer

Karynn Dittmar, Treasurer

<b>OPENING BALANCE AS OF 5/29/23</b>		<b>7063.10</b>
<b>INCOME</b>		
Membership Dues / Donations	1220.00	
Workshop Fees	150.00	
Guest Fees	0.00	
Fabric Sale Fundraiser	0.00	
Amazon	0.00	
<b>TOTAL INCOME</b>		<b>1370.00</b>
<b>EXPENSES</b>		
Workshop Expense	0.00	
General Meeting Expense	450.00	
Charitable Contributions	0.00	
Bank Adjustment	0.00	
Administrative Expenses	0.00	
Membership Expenses	0.00	
SCCQG Insurance	0.00	
Website	0.00	
PO Box Rental	0.00	
Philanthropy / Ed. Expense	0.00	
Printing / Promotion / Admin.	0.00	
Square Up/Pay Pal Fees	16.87	
Government Fees	0.00	
<b>TOTAL EXPENSE</b>		<b>466.87</b>
<b>NET INCOME</b>		<b>903.13</b>
<b>CLOSING BALANCE as of 6/26/23</b>		<b>7966.23</b>

## Website and Social Media:

Happy July! As you might have seen this week in your email the Weekly Update is suspended for a few weeks while I recuperate from knee replacement surgery. It will be back, hopefully, later this month. Meanwhile the WQ website at [www.westsidequilterslosangeles.org](http://www.westsidequilterslosangeles.org) is up to date with photos of our recent events - the Rice Bag workshop with Rachel Prentiss and our lecture with Jane Hauprich. Thanks go to Marianne Simpson and Pat Karasick for the photos. Updated as well is all the info for our upcoming workshops with Susanne Cole and Julia Graves.

On another note, I could certainly use some help with the website and social media for Westside Quilters. What would help the most is someone who is familiar with Photoshop, Photoshop Elements, or other photo editing software. Preparing photos - resizing, straightening, focusing - actually takes the most time and energy and it would certainly be great to have some help. Any volunteers? Just let me know at [sally@sallywrightquilts.com](mailto:sally@sallywrightquilts.com) or give me a call at 310-849-1657.

Sally Wright, Web and Social Media Manager

**Treasurer's Report:** Ways to pay for membership or workshops: (1) send in a check; (2) write your credit card number on the registration or membership form; (3) pay with PayPal using [westsidequilters@yahoo.com](mailto:westsidequilters@yahoo.com); (4) PREFERRED - Zelle using [treasurer@westsidequilterslosangeles.org](mailto:treasurer@westsidequilterslosangeles.org). Or, you can always call me at (310) 641-4609 and give me your credit card number, no need to write it on your form. Karynn Dittmar

World Emoji Day July 17





# Philanthropy

Mark your calendar for November 4<sup>th</sup> Philanthropy Day, in person!!!

Shown below are two quilts made using the pattern we are suggesting for Philanthropy this year. It's a great way to use up your strips & scraps!



Quilts made by Karen Rakita – Thanks Karen!

As always, any quilts are gratefully accepted!

We are looking forward to our Philanthropy Day, in person on November 4<sup>th</sup>.

We still have batting available for philanthropy projects, please contact Luann if you need some.

If you have any questions please contact Lisa, Virginia, or Luann.

*Directions on next page.*




<p><u>National Waterpark Day</u> July 28<sup>th</sup></p> 	<p><u>National Bagelfest Day</u> July 26<sup>th</sup></p> 	<p><u>National Scotch Day</u> July 27<sup>th</sup></p> 
<p><u>National Hire A Veteran Day</u> July 25<sup>th</sup></p> 	<p><u>National Freezer Pop Day</u> July 8<sup>th</sup></p> 	<p><u>National Kitten Day</u> July 10<sup>th</sup></p> 



Directions:

**Half-Framed Four Patch Quilt** 60"x60"




**Fabric Requirement:**  
(2) 2 1/2" Strip Rolls

**Sorting**  
Open the strip packs and sort the strips into like fabrics. Use one strip of two different colors for the four Patch, but keep two strips together of the same color for the frame.



**Step One:**  
Sew two strips together using a 1/4" seam allowance. Press seams toward the darker value fabric.



**Step Two:**  
Cut into 2 1/2" segments. From time to time, check to see that the end of the strip set is still straight by measuring from the seam.



**Step Three:**  
Sew two segments together, alternating fabric. Press.



**Step Four:**  
Sew one side of the Four Patch to a contrasting strip. Trim. Press toward toward the rectangles. Multiple blocks may be chain pieced onto a strip, then cut apart, trimming the strip even with the block as shown below.



**Step Five:**  
Using the same strip, sew it to an adjacent side of the Four Patch as shown below. Again, several blocks may be sewn to one strip and then trimmed apart. Make 100 blocks.

**Quilt Assembly**

Layout the quilt arranging the blocks as you wish paying attention to scattering both color and values to different parts of the quilt.

Sew the blocks together into rows of ten. It may be easiest to pin the row of blocks to each other while they are laid out, then take the row to the machine to sew. Once sewn and pressed, return the row to the layout and gather the next row.

Finally, sew the rows together to complete the quilt top.

**Quilting Ideas:** The busy nature of this Four Patch quilt lends itself to an allover design, in other words, one pattern repeating over the entire quilt. Either a free-motion design using a hopping foot with the feed dogs dropped or a straight-line design using a walking foot works nicely.

Begin quilting in the center of the quilt working your way out to the edges. Once complete, sew a basting stitch along the edge of the quilt to secure the layers. Trim the quilt to the edge of the quilt top using a rotary cutter and ruler



## ***Calls for Entry July 2023***

Continuing our notifications for ways to display your quilts and textile pieces to a wider audience...but right now, as always, before sending off your entry to any show, double check to make sure that the event is actually taking place. See below. Hopefully as 2023 progresses there will be more opportunities. Watch this space!

For some great information from a veteran on how to get your work shown see this blog entry from Sue Bleiweiss <https://suebleiweiss.blog/2018/06/14/getting-your-work-out-there/>

I also recommend this blog post from Lyric Kinard on how to choose venues to display your work - <https://lyrickinard.com/2019/05/showing-your-work-choosing-venues/>

Here are some suggestions for quilt entry photography from International Quilt Festival.  
PHOTOGRAPHING YOUR QUILT FOR SUBMISSION

Having a great photo of your quilt - straight on, in focus, not on a bed or held up showing hands and feet, super important. There is lots of great info on quilt photography on line. Google!

Entering shows is not difficult, but to begin here are a few guidelines:

- Always make sure you read everything in the call including the calendar, requirements, rules, etc.
- Especially the rules! Will save headaches and disappointment later on.
- Keep a record on your entries so you won't be caught with a quilt needing to go two places at once. Having to remove a quilt from a show or exhibit because you misread the exhibition dates is a no-no. Ask me how I know...
- Don't be intimidated or depressed by a rejection! There are lots of different reasons why a quilt doesn't fit into a specific show. It is usually not because your quilt is bad!

The calls below are just a sample of the many opportunities out there. For more search "Fiber Art Calls for Entry" or "Quilt Calls for Entry"

### **Here are some calls...**

**2023 Quilts Unlimited.** View Arts Gallery, Center for Arts and Culture, Old Forge NY. [https://artist.callforentry.org/festivals\\_unique\\_info.php?ID=11795m](https://artist.callforentry.org/festivals_unique_info.php?ID=11795m)  
*Entry Deadline August 20, 2023.*

**Quilts=Art=Quilts** is an international juried quilt exhibition at the Schweinfurth Art Center in Auburn, New York. The Art Center has been a longstanding proponent of quilts as a visual arts medium and has been presenting quilts in a gallery setting since 1981. Jurors select quilts based on overall quality of design, visual impact and originality. Prizes are awarded, including \$1,000 for Best of Show. [https://artist.callforentry.org/festivals\\_unique\\_info.php?ID=11900](https://artist.callforentry.org/festivals_unique_info.php?ID=11900)  
*Entry Deadline August 1, 2023*

**Vision Gallery, Chandler Arizona.** Annual Art Quilts call for work is open! This year's theme is "Breaking Rules, Honoring Tradition." Learn more and apply here: <https://www.visiongallery.org/artist-opportunities/> Are you a rule breaker always pushing boundaries for innovation or a traditionalist who believes in tried-and-true methods? Do you do both? Artists are encouraged to think broadly about this theme. We welcome artists to interpret the theme in a variety of ways, including applying it to physical techniques, materials, construction methods, personal narratives, or commentary on social, cultural

and political concerns. In addition to traditional quilting fabrics, materials may include alternative substrates like wood, paper, or metal. All submissions – traditional, unconventional, or a combination of both – will be considered for craftsmanship, originality, design, and concept.  
*Entry Deadline September 11, 2023*

**Pacific International Quilt Festival 2023 - Santa Clara, CA October 11 -17, 2023**

Theme (Innovative, Traditional & Wall Quilts) **Perseverance**

Perseverance often results in success. How do you persevere to achieve your quilting goals?

Mid-Century Mod Theme - Mid-Century Mod emphasizes the look and feel of mid-20th century design. Artists are asked to draw inspiration from this period, reflecting on their own exposures or from the work of artists such as Joan Miro, Piet Mondrian, Victor Vasarely, Frank Stella, etc. Where did you find the inspiration for your Mid-Century Mod quilt?

<https://www.quiltfest.com/upcoming-shows-and-events/pacific-international-quilt-festival/>  
<https://www.quiltfest.com/upcoming-shows-and-events/pacific-international-quilt-festival/enter-the-quilt-and-wearable-art-competitions-2/enter-the-piqf-quilt-competition/>  
<https://www.quiltfest.com/upcoming-shows-and-events/pacific-international-quilt-festival/enter-the-quilt-and-wearable-art-competitions-2/enter-the-piqf-quilt-competition-2/>

*Entry Deadline September 6, 2023.*

**AQS Quiltweek - Daytona Beach, February, 2024, Entry deadline September 21, 2023**

**Road To California Quilt Contest** online entry for the contest will be available August 1, 2023. The deadline is usually sometime in October, but has not been published yet. Check out this page soon for more information <https://www.roadtocalifornia.com/pageroad.php?ID=77>

Questions?

Sally Wright [sally@sallywrightquilts.com](mailto:sally@sallywrightquilts.com)



<p><u>International Skinny Dip Day</u> July 8<sup>th</sup></p> 	<p><u>National U.S. Postage Stamp Day</u> July 1<sup>st</sup></p> 	<p><u>Global Energy Independence Day</u> July 10<sup>th</sup></p> 
<p><u>National Macaroni Day</u> July 7<sup>th</sup></p> 	<p><u>National Lipstick Day</u> July 29<sup>th</sup></p> 	<p><u>International Drop A Rock Day</u> July 3<sup>rd</sup></p> 






## A NEIGHBORLY GUILD CALENDAR

July 2023	
July 5 Santa Monica Quilt Guild <a href="http://www.santamonicaquiltguild.org">www.santamonicaquiltguild.org</a>	Pot Luck
July 10 San Fernando Valley Quilt Guild <a href="http://www.sfvqg.net">www.sfvqg.net</a>	Patricia Skiles Lecture: "Using Spoonflower"
July 10 LA Modern Quilt Guild <a href="http://www.LAMQG.org">www.LAMQG.org</a>	Meeting
July 11 South Bay Quilters Guild <a href="http://www.southbayquiltersguild.org">www.southbayquiltersguild.org</a>	Comfort Quilt Sweat Shop
July 12 Glendale Quilt Guild <a href="http://www.glendalequiltingguild.org">www.glendalequiltingguild.org</a>	Meeting
July 15 Westside Quilters <a href="http://www.WestsideQuiltersLosAngeles.org">www.WestsideQuiltersLosAngeles.org</a>	Susanne Cole Workshop: "Embellishment on Quilts for a Unique Finish"
July 16 African American Quilters of Los Angeles <a href="http://www.easysite.com/aaqla">www.easysite.com/aaqla</a>	Meeting – third Sunday of the month
August 2023	
August 7 & 9 Glendale Quilt Guild <a href="http://www.glendalequiltingguild.org">www.glendalequiltingguild.org</a>	meeting Loving Hand work party
August 12 & 19 Westside Quilters <a href="http://www.WestsideQuiltersLosAngeles.org">www.WestsideQuiltersLosAngeles.org</a>	Julia Graves Lecture: "Make It Your Own – Design Guidelines for Quilters" Workshop: Amazing Abstracts
August 14 San Fernando Valley Quilt Guild <a href="http://www.sfvqg.net">www.sfvqg.net</a>	Rachel Clark Lecture: "Ethnically Inspired Garments"
August 14 LA Modern Quilt Guild <a href="http://www.LAMQG.org">www.LAMQG.org</a>	Meeting & lecture:
August 20 African American Quilters of Los Angeles <a href="http://www.easysite.com/aaqla">www.easysite.com/aaqla</a>	Meeting – third Sunday of the month
August Wed. & Thurs South Bay Quilters Guild <a href="http://www.southbayquiltersguild.org">www.southbayquiltersguild.org</a>	Zoom sew ins
August ?? Simi Valley Quilt Guild <a href="http://www.simivalleyquiltguild.org">www.simivalleyquiltguild.org</a>	TBD
August 2 Santa Monica Quilt Guild <a href="http://www.santamonicaquiltguild.org">www.santamonicaquiltguild.org</a>	TBD

National Avocado Day July 31<sup>st</sup>



National Mac and Cheese Day July 14<sup>th</sup>



National French Fry Day July 14<sup>th</sup>



## ***At Home and Surfing the Internet & some venturing out*** *(Temporarily replacing OUT AND ABOUT)*

**Pasadena Museum of History** – March 8 to Sept 10, 2023 470 West Walnut St. Pasadena, CA 91103  
pasadenahistory.org

**“Quilts – Community Stitches: Designs & Stories”** Community Stitches features more than 60 quilts representing over 180 years of quilt-making in America. Curated by Arlene Stevens and Leah Zieber of the California Heritage Quilt Project, highlights include treasurers from PMH’s extensive textile collection along with select pieces on loan.

**Visions Art Museum** in San Diego has announced its 2023 call for entry for **Interpretations 2023** the museum’s 24th international juried exhibition. <https://interpretations2023.artcall.org>

Thank you to Betsey Barker for the following interesting links:

- [https://projecthub.embroideryonline.com/eo\\_projects/baby-month-photo-blanket/](https://projecthub.embroideryonline.com/eo_projects/baby-month-photo-blanket/)
- <https://www.quiltingdaily.com/quilt-coats-4-designers-share-their-style/>
- <https://www.youtube.com/watch?v= WObC5qb5Xk>

A TextileTalk with **Nancy Crow** from the Schweinfurth Art Center... <https://youtu.be/Pawitlt8jI0>


See a fabulous **Ikat exhibit** with **Pat Belyea**...[https://okanarts.com/blogs/blog/ikat-exhibit?syclid=chehl1mf216sv8hthhhg&utm\\_campaign=emailmarketing\\_144721379486&utm\\_medium=email&utm\\_source=shopify\\_email](https://okanarts.com/blogs/blog/ikat-exhibit?syclid=chehl1mf216sv8hthhhg&utm_campaign=emailmarketing_144721379486&utm_medium=email&utm_source=shopify_email)






Upcoming classes from **Tara Faughnan**...

<https://tarafaughnan.com/pages/workshops?fbclid=IwAR3ZdHveBUyZuS4g3S3gZhcMKdR3W9W3CJ-eBbn1EnkB8dqOTADajYQSMY>

**Quilting Arts podcasts?** <https://www.quiltingdaily.com/category/quilting-arts-podcast/>

**See the Speaker Calendar of the Southern California Council of Quilt Guilds for additional events.** Go to [www.sccqg.org](http://www.sccqg.org) scroll down to the bottom of the homepage and click on the box “Speakers” and see other SCCQG guilds and speakers into 2023



<u>National Creative Ice Cream Flavors Day</u> July 1 <sup>st</sup> 	<u>National Thermal Engineer Day</u> July 24 <sup>th</sup> 	<u>National Get Gnarly Day</u> July 28 <sup>th</sup> 
<u>National Nude Day</u> July 14 <sup>th</sup> 	<u>National Tape Measure Day</u> July 14 <sup>th</sup> 	<u>National Bikini Day</u> July 5 <sup>th</sup> 

## Westside Guild Executive Board Zoom Meeting – 24 June 2023

Board members connected: Erika Bradbury, Sonja Daniel, Karynn Dittmar, Terrie Dorio, Lisa Drew, Luann Jaffe, Pat Karasick, Nancy Kawahara, Barbara Marom-Pollack, Virginia Marshall, Debbie Nussbaum, and Sally Wright.

**President:** Terrie Dorio called meeting to order at 10:03 a.m. Called for approval of Minutes; so moved by Sally Wright and seconded by Karynn Dittmar.

**Vice President:** Pat Karasick. No comments

**Treasurer:** Karynn Dittmar reported the bank balance at \$7892.72. A Bank Resolution reflecting new officers has been forwarded to Board members. Approval of the Resolution by motion duly made by Debbie Nussbaum, seconded by Barbara Marom-Pollack and unanimous yes vote.

**Secretary:** Sonja Daniel. No comments

**Membership:** Karynn Dittmar/Erika Bradbury. Renewals = 40 plus one new member; total 41. Membership drive will continue until 12 August 2023 meeting. Betsy Barker and Nancy Sharp were the Sewing Arts gift card winners of the early membership renewal drawing. Erika Bradbury will send an e-mail reminder to members who have not yet renewed plus write a piece for July Newsletter.

**Programs:** Barbara Marom-Pollack reported programs are booked through July 2024. The year plan is for four lectures plus four workshops. Other than local teachers, it has become prohibitive cost-wise to bring in out-of-state teachers for in-person lectures/workshops as reimbursement for airfare, hotel, meals, and taxi service in addition to lecture fee is usually required. The *17 June 2023* in-person Japanese Rice Bag class with Rachel Prentiss was a great success. *15 July 2023* in-person workshop (Embellishments & Embroidery for Quilt Tops) with Suzanne Cole at Sewing Arts (10 -1/ \$30 for members. Limit:20 people). *12 August 2023* Zoom General Guild Meeting features Julia Graves. She will teach a 1-day Zoom abbreviation of her Asilomar class *19 August 2023*. Workshop space at Sewing Arts is limited to 20 people. For workshops that involve more than 20 participants, Pat Karasick will check availability of the Police Station Community Room.

**Philanthropy:** Lisa Drew noted there are several quilts on hand, but not enough for distribution. Following the *4 November 2023* Sew-In (most likely held at the Police Station Community Room) there should be enough. Directions for the suggested "Sew-in Quilt" were included in May Newsletter.

**Newsletter:** Debbie Nussbaum asked that articles/clip art for July Newsletter be in by *June 26<sup>th</sup>*.

**Website:** Sally Wright will be away for several weeks, but website it up-to-date. In answer to a question received by the guild, she confirmed that the guild has and does grant scholarships as provided in the By-laws and also mentioned on our website.

Next Board meeting scheduled for *22 July 2023 at 10 a.m.* at Karynn Dittmar's home and Zoom for those out-of-town. There being no further business, the meeting adjourned at 11:04 a.m.

Respectfully submitted,

Sonja Daniel, Secretary









# WESTSIDE QUILTERS

## Membership Form June 1, 2023 to May 31, 2024

PLEASE WRITE CLEARLY and MAKE SURE YOU INCLUDE YOUR EMAIL ADDRESS

<b>Name</b>	<b>Birthday</b>
<b>Address</b>	
<b>City/State/Zip Code</b>	
<b>Home Phone</b>	<b>Cell Phone</b>
<b>Email:</b>	
<b>Occupation</b>	<b>Retired? From?</b>
<b>Member of Mini-Group?</b>	<b>Interested in joining a mini-group?</b>

**Renewal Membership**

**New member**

**Annual Membership Dues to May 31, 2024 (dues are not tax deductible) \$50.00**

**Fully Tax-Deductible Charitable Donation.....** \_\_\_\_\_

**Total Amount Enclosed** \_\_\_\_\_

Members of Westside Quilters (WQ) may participate in all Guild activities, have the right to vote, hold elective or appointed office, attend General Meetings without fee, and register for workshops at member rates. WQ members pledge to perform a few service hours each year.

For renewing members, please indicate your contributions this past fiscal year:

- Served on the Executive Board or a volunteer committee.
- Engaged in philanthropic quilting activities (WQ or other organizations).
- Assisted at general meetings of workshops or field trips.
- Contributed to the WQ newsletter or distributed promotional WQ material.
- Other activities \_\_\_\_\_

Members can pay with a check, cash, credit card, PayPal (westsidequilters@yahoo.com) or Zelle - preferred - (treasurer@westsidequilterslosangeles.org). If paying by credit card, please fill in the information below:

American Exp.     Master Card     Visa

Credit card number \_\_\_\_\_ Name as it appears on card \_\_\_\_\_  
Expiration date \_\_\_\_\_ CVV \_\_\_\_\_ Billing Zip Code \_\_\_\_\_

Please sign and complete this application. Mail to Westside Quilters, PO Box 641925, Los Angeles, CA 90064 or email to westsidequilters@yahoo.com.

Signature \_\_\_\_\_ Date \_\_\_\_\_

Westside quilters is a Federal 501(c)(3) tax-exempt public charity. The effective date of exemption is June 17, 2010, as specified in the determination letter dated May 26, 2011.